

Making the world more

# PES

Purposeful

Effective

Strong

JUNIOR

Student's Book

2

pes English

DIGITAL SAMPLE

Your course comes with a **Student's eBook** and digital resources on the **Pearson English Portal**.

**To access the Pearson English Portal and eBook:**

- 1 Go to [pearsonenglish.com/login](https://pearsonenglish.com/login)
- 2 Sign in or create an account.
- 3 Once signed in, follow the on-screen instructions to add a product and use the access code below

This code can only be used once.

**Need help?**

Go to [MyPearsonHelp.com/portal](https://MyPearsonHelp.com/portal) for help, training and technical support.

# Contents

<b>Scope and sequence</b>	<b>2</b>
<b>Welcome</b>	<b>4</b>
<b>1 Old toys, new toys</b>	<b>10</b>
<b>2 All kinds of families</b>	<b>20</b>
<b>Review</b> Units 1 and 2	<b>30</b>
<b>3 Amazing bodies</b>	<b>32</b>
<b>4 Let's eat up</b>	<b>42</b>
<b>Review</b> Units 3 and 4	<b>52</b>
<b>5 Nature around us</b>	<b>54</b>
<b>6 Let's dress up</b>	<b>64</b>
<b>Review</b> Units 5 and 6	<b>74</b>
<b>Goodbye</b>	<b>76</b>
<b>Seasons</b>	<b>78</b>
<b>Cutouts</b>	<b>82</b>

# Scope and sequence

	Vocabulary	Grammar	Global Citizenship	Project	My sounds
<b>Welcome</b> to Rise and Shine Towers	<b>Numbers 1–10; colors:</b> black, blue, brown, orange, pink, purple, red, white, yellow <b>Classroom objects:</b> bag, book, chair, desk, door, pencil <b>Classroom language:</b> be quiet, listen, look, sit down	Hi!/Hello! What's your name? I'm.../My name's... It's a (desk). It's (brown).	<b>Let's be friends!</b>	<b>A plant pot</b>	p, b
<b>1 Old toys, new toys</b>	<b>Toys:</b> ball, car, doll, elephant, robot, tablet, teddy bear, train <b>Adjectives:</b> big, small, new, old	What's this? It's a (car). It's an (elephant). It's (small).	<b>Sharing toys:</b> new and old toys: bike, kite, music box, plane	<b>A class toy swap</b>	t, d
<b>2 All kinds of families</b> <b>Review 1</b> Important to me	<b>Family:</b> mom, dad, sister, brother, grandma, grandpa, aunt, uncle <b>Pets:</b> bird, cat, fish, hamster	Who's this? This is my (dad). I have a (fish), two (brothers), and (a cat).	<b>Celebrating all families:</b> cousin, friend, neighbor, pet	<b>A family circle</b>	g, c
<b>3 Amazing bodies</b>	<b>Body parts:</b> arms, ears, eyes, feet, hair, hands, legs, mouth, nose <b>Actions:</b> dance, hop, jump, run	I have (six ears). I can (jump). I can't (hop).	<b>Playing games together:</b> clap, close, move, touch	<b>A talent show</b>	m, n
<b>4 Let's eat up</b> <b>Review 2</b> All about me	<b>Food 1:</b> bananas, bread, cheese, chicken, milk, olives, strawberries, tomatoes <b>Food 2:</b> ice cream, milkshakes, pizza, sandwiches	I like (bread). I don't like (milk). Do you like (bananas) and (milk)? Yes, I do. /No, I don't.	<b>Trying different food:</b> pasta, rice, salad, soup	<b>A class lunch</b>	h, ch
<b>5 Nature around us</b>	<b>Animals:</b> duck, fox, frog, lizard, mouse, owl, rabbit, turtle <b>Small creatures:</b> ant, bee, butterfly, ladybug	What can you see? I can see a (fox). Is it an (ant)? Yes, it is./No, it isn't.	<b>Exploring nature:</b> flower, grass, pond, tree	<b>A park collage</b>	f, s
<b>6 Let's dress up</b> <b>Review 3</b> Around me	<b>Clothes:</b> dress, pajamas, pants, shirt, shoes, shorts, sweater, T-shirt <b>Feelings:</b> cold, happy, hot, sad	I'm wearing (a dress). I'm (happy).	<b>Appreciating special clothes:</b> boots, hat, jeans, skirt.	<b>A special costume doll</b>	j, sh
<b>Goodbye</b>	<b>Have a great vacation!</b> <b>Have a great time!</b>				
<b>Seasons</b>	<b>Fall:</b> apple, chestnut, fire, leaf, pumpkin, tree; It's windy! <b>Winter:</b> boots, gloves, hat, light, scarf, snow; It's snowy! <b>Spring:</b> blossom, chick, egg, flower, lamb, rabbit; It's cloudy! <b>Summer:</b> beach, picnic, sun hat, sunglasses, sunny, swimsuit; It's sunny!				



# My Progress Chart



## Listening

I can recognize my words.	I can understand questions.	I can hear my words in dialogs.	I can listen to descriptions and information.
---------------------------	-----------------------------	---------------------------------	---

## Reading

I can recognize my words.	I can read my words in stories.	I can read my phrases and sentences.	I can read short stories and descriptions.
---------------------------	---------------------------------	--------------------------------------	--

## Speaking

I can say my words and phrases.	I can answer questions about me and my world.	I can talk about my likes and abilities.	I can describe people and things.
---------------------------------	---	--	-----------------------------------

## Writing

I can make marks and write numbers.	I can identify words.	I can copy/write my words.	I can write my phrases and sentences.
-------------------------------------	-----------------------	----------------------------	---------------------------------------

# Welcome to Rise and Shine Towers

## Lesson 1



What can you see?

1



Listen and explore.

Hello! I'm Elena.  
What's your name?

Bruno

Elena

*Rise and shine,  
It's a beautiful day.  
Open your eyes,  
Let's learn and play!*

Hi! My name's  
Dexter.

Mia

**Tell me!**

What's your  
name?

2

Point and say.

3



Draw your face.

Dexter



4

**Introductions** Hi!/Hello! What's your name? I'm.../My name's...





## Lesson 2

- 1  0.05 Listen and say the color.
- 2  0.06 Sing and act.

**Song**


One. It's blue.



**I can shine!**



- 3 Color. Then say.



Two!

Green.



**I can name numbers and colors.**



## Lesson 3

**1**  Listen, point, and say.



door



desk



chair



bag



pencil




book

**2**   Listen or watch.



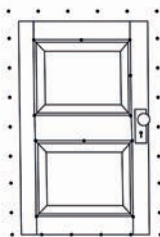
**Let's imagine!**

 What's in your bag?

**I can shine!**  

**3** Draw, color, and say.

**1**



**2**



*It's a door.  
It's blue.*

**I can understand a story about new friends.**

**6**

**Story language** *It's my (door). It's (blue).*

DIGITAL SAMPLE

## Lessons 4 and 5

### 1 Listen and find.



### 2 Listen and say.



**Chant**

*It's a desk. It's brown.  
It's a chair. Sit down.*

Sit down.



### 3 Listen to the sounds and say.

#### My sounds

**p**



**b**

A **p**ink **p**encil and a **b**lue **b**ook.

**I can shine!**

**4**



**Play Schools!**

*Sit down, please.*

**I can understand  
classroom instructions.**





- 1

0.13

Listen and color.
- 2

0.14

Match. Then listen and write.



I can shine!

- 3

Play!

I'm eight.

Yes!

How old are you?

Mia!

I can ask and answer questions about age.

Think and share!

How old are you?  
How old are your friends?



# New friends

## Step 1

### Review

1

It's a desk.  
It's brown.

4 Follow and say.

START

1



2



3



7



6



5



4



8



9



10



FINISH


## Step 2

### Create

5



Color and write.



## Time to shine!

6



Show and say.

Hello! My name's  
Ruby. I'm six.

Welcome

Let's be friends!



# 1

## Old toys, new toys

### Lesson 1



What can you see?

1



1.01 Listen and explore.

1 doll

4 car

5 teddy bear

6 ball

7 train

Tell me!

What's in  
your toy box?

2



1.02 Listen, point, and say.

3

Stick and say.

4




Watch and listen.



2 tablet



3 robot



8 elephant

## Lesson 2

1



Sing and act.



2



Listen and number.



What's this?  
It's a car.



I can shine!

3



Ask and answer about toys.

What's this?

It's a car.






I can name my toys.



## Lesson 3

1 Which toys can you see in the story? Check (✓).



2



Listen or watch.

Rise  
and  
Shine

### Towers



DIGITAL SAMPLE



No, Mia! My teddy bear! It's my favorite toy!



Let's imagine!

Draw a toy for Kiki.



I can shine!

3 Circle Dexter's favorite toy.



4 Role-play the story.

I can understand a story about toys.





## Lesson 4

- 1  1.08 Listen and find.      2  1.09 Listen and number. Then say.



- 3  1.10 Listen and say.



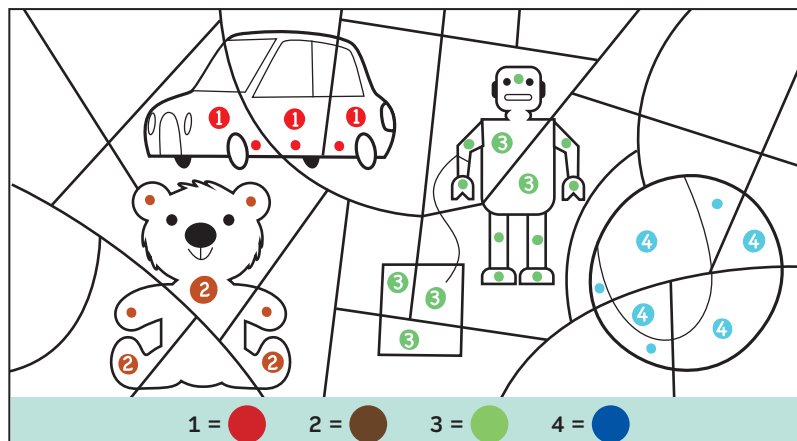
**Chant**

*It's a doll, it's new.  
It's a car, it's blue.  
It's a train, it's old.  
It's a ball, it's small!*

It's old.



- 4 Find, color, and number. Then say.




## Lesson 5

1



Listen and number.



2



Look and play.

What's this?

It's an elephant.

It's small.

3



Listen to the sounds and say.

## My sounds

t



d

Two **t**oy **t**eddy bears and  
**d**ora the **d**oll.

I can shine!



4



Cut out and guess the toys.

What's this? It's new. It's blue.



It's a robot.

I can ask and answer about toys.








## Lesson 6

- 1  1.15 Listen, look, and find.      2  1.16 Listen, point, and say.



- 3 Circle old toys in blue. Circle new toys in green.



**Think and share!**

New toys or old toys?



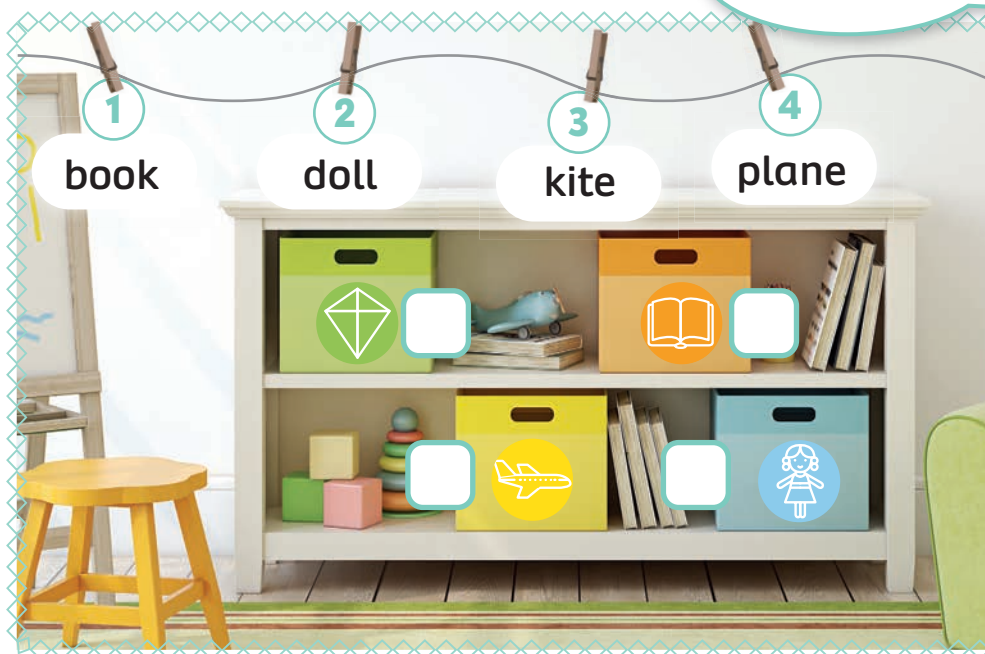
- 4  Watch and listen.



## Lesson 7

## Playing with friends

1 Look and number.



Can I play?



Yes! Let's play.

2 Listen and check (✓).



I can shine!

3



Choose a toy. Let's play!

Can I play?



Yes! Let's play.

I can ask to play.




# Let's have a class toy swap!

## Step 1

### Review



1 Look, read, and number.



ball  
doll  
robot  
teddy bear  
train  
tablet  
elephant  
car

☐  
☐  
☐  
☐  
☐  
☐  
☐  
☐

2 Choose a toy. Draw, color, and circle.



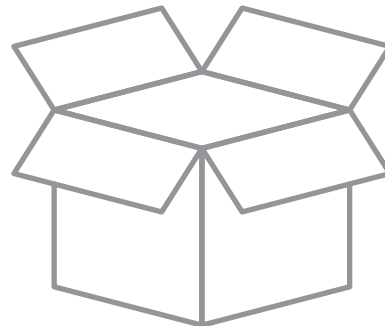
It's big / small.

3 Describe the toy.

It's small.  
It's old.

A car?


4 Think! Draw a toy for the box. Then circle.





It's old / new.

## Step 2

## Create

- 5  Draw your toy for the class toy swap.




- 6  Add your toy to a class toy swap poster.
- 7  Guess your friend's toy.

*It's old.  
It's red.*

*A doll?*

*Yes!*

## Time to shine!

- 8  Share your toy with the class.

*Can I play?*



*Yes!*

**I can share my toys with my class!**





# Goodbye from Rise and Shine Towers



What can you see?

1



Listen and explore.

Is it a school?

Look!

Is it a library?

2



Listen again and check (✓).



books



desks



bike



chairs



tablet



pizza

3



Watch.



*Goodbye! Goodbye!  
From Rise and Shine Towers  
Have a great vacation!  
Have a great time!*

*Goodbye, Elena, Bruno, too  
Dexter, Mia, see you soon.  
Goodbye, Grandma,  
have a great time!  
Goodbye, goodbye,  
Rise and Shine Towers.*

4



Sing and act.




**I can shine!**



5



Draw your face and color.  
Then say.



*My name's Ruby.  
I can shine!*

*Good job!*


Level

**1**



# It's fall!

It's windy!

1  Listen, point, and say.

1 tree

2 apple

3 leaf

4 fire

5 pumpkin

6 chestnut

2   Sing and act. Listen again and circle.

**Song**




3  Make a fall tree.



**Tell me!**



DIGITAL SAMPLE







# Rise and Shine stickers

## Unit 1

pages 10-11



## Unit 2

pages 20-21





## Pearson Education Limited

KAO Two  
KAO Park  
Hockham Way  
Harlow, Essex  
CM17 9SR  
England  
and Associated Companies throughout the world.

pearsonenglish.com

© Pearson Education Limited 2022

All rights reserved; no part of this publication may be reproduced, stored in a retrieval system, or transmitted in any form or by any means, electronic, mechanical, photocopying, recording, or otherwise without the prior written permission of the Publishers.

First published 2022

Set in Daytona Pro Primary

## Acknowledgements

Seasons lessons written by Mary Roulston

The publishers and authors would like to thank the following people and institutions for their feedback and comments during the development of the material:

Marija Akelan (Vilnius, Lithuania); Bożena Boleska (Łódź, Poland); Katarzyna Borowiec-Cudak (Dąbrowa Górnicza, Poland); Kateryna Charkovska (Lviv, Ukraine); Natalia Dolhopolova (Kyiv, Ukraine); Paul Drury (UK); Elżbieta Głowska (Poland, Warsaw); Aregnaz Haroyan (Tallinn, Estonia); Ivana Kasunić (Rijeka, Hrvatska); Julia Kondratenko (Zhytomyr, Ukraine); Svitlana Korkach (Kyiv, Ukraine); Anna Kozicka (Łódź, Poland); Belen Monreal (Valencia, Spain); Marianna Murskka (Lviv, Ukraine); Tatiana Novakovskaya (Одесса, Украина); Hanna Omelian (Odessa, Ukraine); Gracijela Orobabić (Rijeka, Hrvatska); Yuliya Ovchinnikova (Sillamäe, Estonia); Biljana Pavlovic (Krusevac, Serbia); Zoya Sagaidak (Odessa, Ukraine); Ana Tomić (Aleksandrovac, Serbia); Nataliia Tuhai (Lviv, Ukraine); Jelena Vračar (Niš, Serbia); Galyna Zarytska (Kiev, Ukraine); Anzhela Zhurba (Kyiv, Ukraine); Irena (Vilnius, Lithuania)

The publisher would like to thank the following for their kind permission to reproduce their photographs:

(Key: b-bottom c-centre l-left r-right t-top)

**123RF.com:** Krystian Krawczyk 15, Marilyn Barbone 60, Oliver Moh 60; **Getty Images:** Abimelec Olan 70, Anthony Harvie 19, Daniel Grill 79, Esther Moreno Martinez/EyeEm 17, iStock/Getty Images Plus 14, 14, 15, Jose Luis Pelaez Inc 26, Kevin van der Leek Photography 16, Kinzie+Riehm 9, Maskot 26, Pascal Broze 16, Paul-Gino Guevarra/EyeEm 16, Piyamas Chaiprapap/EyeEm 16, REB Images 80, RichVintage 70, SDI Productions 27, Tetra Images - PT Images 78, THEPALMER 16, Tzille Blanquel/EyeEm 70, ViewStock 16, Westend61 17, Yogesh Mohite/EyeEm 81; **Pearson Education Ltd:** Jon Barlow 15, 25, 27, 29, 37, 39, 41, 47, 49, 51, 59, 61, 63, 69, 71, 73, 78, 79, 80, 81; **Shutterstock.com:** 69, Akif Oztoprak 17, aldegonde 14, Alesikka 61, Alex Staroseltsev 59, Algonga 61, Anatoliy Lukich 26, Anna Jurkovska 60, archideaphoto 39, Arisa\_J 71, benedektibor 15, canbedone 17, Christos Georghiou 36, 36, 41, 41, Diana Finch 61, Flas100 49, Gorgev 26, ILYA AKINSHIN 17, jadimages 59, Lucky Creative 61, MatoomMi 69, Ociacia 14, Olga Sapegina 39, Patty Chan 49, Prostock-studio

27, Steven Russell Smith Photos 61, studiovin 17, sweetheart studio 15, Tr1sha 17, VikiVector 79, Vitalii Hulai 59

**Cover Image:** Front: **Alamy Stock Photo:** Visuals Stock Cover with course characters (illustrated by BluBlu Studios)

All other images © Pearson Education

Illustrated by BluBlu Studios (course characters); Becky Down/The Bright Agency: pp.14, 37 (activity 1), 43, 44, 45, 50 (activity 4), 62 (activity 4), 63 (activity 5), 68, 69, 72 (emojis); Camila Galindo/Beehive Illustration: pp.24, 55, 56, 58, 62 (activity 1); Denise Holmes/The Bright Agency: pp.19, 27, 29 (top family circle); Julie Ingham /The Bright Agency: pp. 38, 60, 61; Edyta Karaban/Sylvie Poggio: p.25 (family portraits); Anna Kazimi/Beehive Illustration: pp.78–81; Adam Linley/Beehive Illustration: pp.3, 5, 17, 18 (line drawings), 28, 29 (bottom family circle), 40, 72 (activity 1), 75 (activity 4), all I can Shine! sticker artworks throughout; Steph Marshall/The Bright Agency: pp.26, 48, 49, 70, 71; Xavier Mula/Beehive Illustration: p.16, all global citizenship banners: pp.8, 16, 26, 38, 48, 60, 70; Lynne Moulding / Independent: pp.82–93; Alex Naidoo/Sylvie Poggio: pp. 9, 18 (shelves), 33, 46, 47 (activity 1), 50 (activity 1), 74, 76; David Ortu / Beehive Illustration: p.65; Hyphen SA (Zacharias Papadopoulos); Mark Ruffle/Beehive Illustration: pp.7, 11, 75 (activity 6), 77, My sounds p:15, 25, 31, 37, 47, 59.

<https://www.un.org/sustainabledevelopment/>

The content of this publication has not been approved by the United Nations and does not reflect the views of the United Nations or its officials or Member States.

## Dados Internacionais de Catalogação na Publicação (CIP) (Câmara Brasileira do Livro, SP, Brasil)

Rise & Shine in English : student's book : vol. 1 :  
ES grade 1. -- São Paulo : Pearson Education do  
Brasil, 2022. -- (Rise & Shine PES ; 1)

ISBN 978-65-5770-491-2

1. Inglês - Estudo e ensino I. Série.

22-103154

CDD-420.7

## Índices para catálogo sistemático:

1. Inglês : Estudo e ensino 420.7

Eliete Marques da Silva - Bibliotecária - CRB-8/9380



# 2

## JUNIOR Student's Book

Making the world more

# PES

Empowers every  
child to reach their  
potential and shine.

Built in GSE Learning Objectives allow teachers to track, plan, and measure each learner's progress. Child-friendly charts show their personal learning journey, promoting autonomy and responsibility. With a rigorous approach to formative assessment, every lesson is designed to help each child achieve their learning goals.

Appealing stories and real-life content create a world that learners can relate to in their own lives. Well-structured activities develop future skills, such as collaboration and teamwork, communication, critical and creative thinking, and self-management.

PES Junior's unique mix of printed and digital components is designed for use in inclusive classrooms. Support for individual learning needs ensures learners grow in confidence and achieve their best, preparing them to become global citizens of tomorrow.

### Plus:

- ★ 360° online games powered by **SEPP0**®
- ★ Our World videos
- ★ Themes from the Sustainable Development Goals

### For students

- ★ Student's Book and eBook
- ★ Workbook and eBook
- ★ Busy Book
- ★ Digital Activities

	CEFR	GSE	Benchmark	Cambridge English
Book 2	<A1/A1	10-22	-	Pre A1 Starters
Book 3	<A1/A1	15-26	Level 1	Pre A1 Starters
Book 4	A1	22-30	Level 2	A1 Movers
Book 5	A1/A2	26-35	Level 3	A1 Movers
Book 5+	A2	31-39	Level 3/4	A2 Flyers



**pes**.English

SUSTAINABLE  
DEVELOPMENT  
**GOALS**

We support the Sustainable Development Goals

DIGITAL SAMPLE