



Making the world more

PES

Purposeful

Effective

Strong

JUNIOR

Student's Book

3

pes English

DIGITAL SAMPLE

Your course comes with a **Student's eBook** and digital resources on the **Pearson English Portal**.

To access the Pearson English Portal and eBook:

- 1 Go to pearsonenglish.com/login
- 2 Sign in or create an account.
- 3 Once signed in, follow the on-screen instructions to add a product and use the access code below

This code can only be used once.

Need help?

Go to MyPearsonHelp.com/portal for help, training and technical support.

Contents

Scope and sequence	2
Welcome	4
1 Let's explore together	10
2 Let's be happy at home	20
Review Units 1 and 2	30
3 Let's explore nature	32
4 Let's try new activities	42
Review Units 3 and 4	52
5 Let's share our food	54
6 Let's have vacation fun	64
Review Units 5 and 6	74
Goodbye	76
Celebrations	78
Cutouts	82

Scope and sequence

	Vocabulary	Grammar	Global Citizenship	Project	My sounds
Welcome to the Rise and Shine Explorers Club	Numbers 11-20; days of the week: Sunday, Monday, Tuesday, Wednesday, Thursday, Friday, Saturday School items: eraser, notebook, pen, ruler	It's (Monday). It's (rainy). What's this/that? This is my (pen). That's your (ruler). How many (pencils)? (Twelve).	Let's be explorers!	My Explorers Club passport	th (voiced), th (voiceless)
1 Let's explore together	My things: backpack, belt, cap, coat, glasses, scarf, sneakers, watch Adjectives: blond, dark, long, short	Do you have (a watch)? Yes, I do./ No, I don't. He/she has (glasses).	Our local heroes: builder, chef, explorer, teacher	A club book	w, y
2 Let's be happy at home Review 1 Important to me	House: bathroom, bedroom, garage, hallway, kitchen, living room, stairs, yard Furniture: bed, couch, lamp, table	Where's (Peanut)? He's in (the yard). Where's (the lamp)? It's (next to/on) (the table).	Unusual homes: cave, igloo, tent, tree house	A perfect house	r, l
3 Let's explore nature	Farm animals: chicken, cow, donkey, goat, goose, horse, sheep, turkey Outdoors: bush, fence, rock, wall	There's (a horse). There isn't (a cow). Where's (the cow)? It's (behind) (the wall).	The five senses: hear, see, smell, taste, touch	A five senses park map	oo, ee
4 Let's try new activities Review 2 All about me	Actions: catch, climb, jump rope, kick, ride, roller-skate, swim, swing Activities with play: a board game, soccer, tennis, the guitar	Can you (jump rope)? Yes, I can./No, I can't. But I can (swim). Can (he) play (tennis)? Yes, (he) can./No, (he) can't.	Musical instruments: drums, piano, recorder, violin	A club	a, i
5 Let's share our food	Food: burger, carrot, cereal, cookie, egg, fish, juice, orange Verbs: cook, grow, make, wash	What are you doing? I'm (eating). Are you (cooking)? Yes, I am./No, I'm not.	Food and ingredients: butter, flour, fruit, vegetables	A food truck bar	i, o
6 Let's have vacation fun Review 3 Around me	Vacation activities: build a sandcastle, collect shells, go on vacation, play at the beach, read comic books, sleep Time of day: morning, afternoon, evening, night	I want to (build a sandcastle). Do you want to (play the guitar) (in the morning)? Yes, I do./ No, I don't.	Water safety: dangerous, flag, ocean, safe	A vacation trip	u, e
Goodbye	Have a great vacation!				
Celebrations	Let them shine: balloon, barbecue, cake, candle, gift, sparkler Beautiful world!: desert, hill, jungle, mountain, ocean, sky Amazing oceans: dolphin, octopus, seahorse, seal, shark, whale Let them fly!: cloud, day, moon, night, star, sun				

My Progress Chart



Welcome



Unit 1



Unit 2



Unit 3



Unit 4



Unit 5



Unit 6

Listening

I can recognize my words.

I can hear my words in dialogs.

I can listen to descriptions and information.

I can understand my phrases and sentences in dialogs.

Reading

I can recognize my words.

I can recognize my phrases and sentences in short stories.

I can read short stories and descriptions.

I can read short stories and notice detailed information.

Speaking

I can say my words and phrases.

I can describe people and things.

I can ask and answer questions about the world around me.

I can talk about myself and my world.

Writing

I can make marks and write numbers.

I can trace and copy my words.

I can write my words and phrases.

I can write my sentences.

Welcome to the Rise and Shine Explorers Club

Lesson 1



Who do you know?

1



Listen and explore.

*Rise and shine,
It's a beautiful day.
Open your eyes,
Let's learn and play!*

Oscar

Peanut

Clara



Tell me!

What's your
friend's name?

2



Point, trace, and say.

3



Write your name.



Basil

Lesson 2

1



Sing and act.



1, 2, 3, 4, 5, 6, 7, 8, 9, 10,
11, 12, 13, 14, 15, 16, 17, 18, 19, 20!

Hooray! Hooray! Let's explore today!

Monday, Tuesday, Wednesday

Thursday, Friday, Saturday, Sunday!

Hooray! Hooray! Let's explore today!

2



Listen again and read. Check (✓) and say.

MONDAY

13



WEDNESDAY

15



FRIDAY

17



SATURDAY

18



I can shine!

3



Choose and say.

Thirteen!

It's Monday!

**I can recognize days of the week
and numbers up to 20.**



Lesson 3

1  0.08 Listen, point, and say.



windy



rainy



sunny



cloudy

2  0.09  Listen or watch.



Let's imagine!

Draw your favorite weather.



I can shine!

3 Look at the story. Number and say.

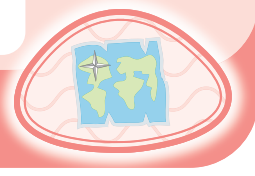








I can read a story about the weather.



One. It's cloudy.

6 Story language It's (rainy).

Lessons 4 and 5

1  0.10 Listen and find.



2  0.11 Listen, read, and say.



Chant

What's this?
This is my pen.
What's that?
That's my ruler.

This is my pen.
That's your ruler.



3  0.12 Listen and say.
Then write.

My sounds




th

This and that!
Thank you! Thank you!

I can shine!




4  Look. Then play.

What's that?

That's your pen.

**I can ask and answer
about objects.**





Lessons 6 and 7

1  Listen, write, and say.

				
11 eleven	12 twelve	13 thirteen	14 fourteen	15 fifteen
				
16 sixteen	17 seventeen	18 eighteen	19 nineteen	20 twenty

2 Count and write.


1 	2 	3 	4 
---	---	--	---



Think and share!

Can you count in twos?
10... 12... 14...

I can shine!

3  Look and play.



How many pencils?

Twelve!

I can ask and answer about how many.



DIGITAL SAMPLE

My Explorers Club passport

Review

1 Complete.

Favorite day	I like	I have	Favorite number
Sunday			
Monday			
Tuesday			
Wednesday			
Thursday			
Friday			
Saturday			

The
Explorers



passport

My name is _____

I'm _____



Time to shine!

2



Show and say.

My name is Sam. I'm 8.
My favorite day is Saturday.
I like tomatoes. I have
a brother. My favorite
number is twenty!



Welcome

Let's explore together!

1

Let's explore together

Lesson 1



Where are the children?

1



1.01 Listen and explore.

1 coat

2 sneakers

3 scarf

4 backpack

5 watch

6 cap

8 glasses



Tell me!

What do you have in your classroom?

2



1.02 Listen, stick, and say.

3

Trace and read.

4



Watch and listen.

I have a cap.

Lesson 2

1

1.03

Sing and act.



Do you have a backpack and a watch?

Yes, I do. Yes, I do.

Do you have sneakers and a coat?

Yes, I do. Yes, I do.

Do you have glasses and a scarf?

Yes, I do. Yes, I do.

Do you have a belt and a cap?

No, I don't. No, I don't.

2

1.05

Listen and check (✓) or put an x.
Then say.

1



2



3



Do you have a scarf?
Yes, I do. / No, I don't.



7

belt

I can shine!

3



Ask and answer.

Do you have
a watch?



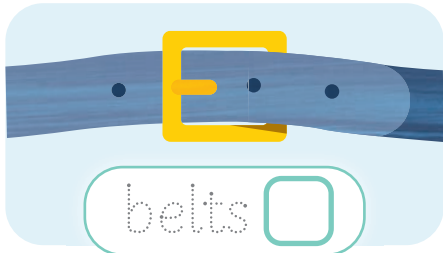
Yes, I do!

I can name my things.



Lesson 3

1 How many? Look at the story. Count and write the number.



2 Listen or watch.

Rise and Shine

Explorers Club

I have a lot of things for the club!

Do you have backpacks?

Yes, I do! Here you go!

Thank you!

Do you have a mascot?

No, I don't.


Let's look for ideas.

A cat?




I can shine!

3 Circle the club mascot.



a frog



a cat



a butterfly



a rabbit

4 Role-play the story.

**I can understand a story
about choosing a
club mascot.**




Let's imagine!

What does the club have?
Is Peanut happy?

Lesson 4

1  1.08 Listen and find.

2  1.09 Listen and number. Then say.



3  1.10 Listen, read, and say.



Chant

*She has long hair.
He has short hair.
She has dark hair.
He has blond hair.*

She has long hair.



4 Read and match. Then say.



a She has long, blond hair.

b He has short, blond hair.

c He has short, dark hair.

d She has long, dark hair.

Lesson 5

1



Listen and match.

1



2



3



a



b



c



2

Look and play.
Add one more.

She has a
short coat and
new glasses.


She has a
long belt, too.
Blue backpack!

3



Listen, write, and say.

My sounds



It's **windy**! Look at **your**
yellow watch!

I can shine!

4



Cut out and choose. Then play.

Do you have
glasses?

She has
glasses.

Yes, I do.

I can describe my friends and talk about what they have.



Lesson 6

1 1.15 Listen, look, and find.

2 1.16 Listen, point, and say.



builder



chef



teacher



explorer

3 Find and circle the one that doesn't belong.

1 a



2 a



3 a



Think and share!
Who's a hero in your community?



4 Watch and listen.

Lesson 7

Commenting on a picture

1  Listen and write. Then read and number.

1 He's a _____.

2 She's a _____.

3 He's an _____.


4 She's a _____.

What a great picture!




2 Read and write.


Back
Likes 21
Comments 1



posted by Oscar123

This is me and my neighbors. It's our street party.





posted by ClaraT

What a _____!

Comments

I can shine!

3 Take a picture. Then say.

Look at this!

Oh, what a great picture!



I can comment on a picture.



Let's make a club book!

Step 1

Review

- 1 Find and write.
- 2 Look, think, and check (✓) for you. Ask and answer.

backpack belt cap coat glasses scarf sneakers watch



1	_____	<input type="checkbox"/>
2	_____	<input type="checkbox"/>
3	_____	<input type="checkbox"/>
4	_____	<input type="checkbox"/>
5	_____	<input type="checkbox"/>
6	_____	<input type="checkbox"/>
7	_____	<input type="checkbox"/>
8	_____	<input type="checkbox"/>

Do you have glasses?

- 3 Look. Then play.

Yes, I do.

She has long, blond hair. She has a big, yellow watch. Who is it?

It's Anna!

- 4 Think! Who's in your club? Write and say.

_____ is in my club.

Step 2

Create

- 5 Think about your friends. What do they have? Check (✓).




- 6  Make a club book. Draw or take pictures. Write.



- 7  Describe your friend.

Time to shine!

- 8  Share your club book with the class.

What a great picture!



Look! This is Zana.

That's my best friend. She has long hair.



I appreciate my friends and community.



Goodbye from the Explorers Club



What is Oscar doing?

1



Listen and explore.

Look at
this bike!

I want to go
on vacation.

Me, too!

2



Listen again and check (✓).



3



Watch.



4  Sing and act.

Song

*Goodbye, Stella, Tess, and Clara,
Basil, Oscar, and Peanut, too!
It's vacation time and I'm an explorer!
A lot of things to see and do!
Goodbye! Goodbye!
Have a great vacation, too!*

I can shine!

5



Draw you as an explorer. Then say.

*I'm an explorer!
I want to...*

*What a great
picture!*

Test your
progress
with English
Benchmark
Young Learners



**Level
2**

Let them shine!



What can you see?

1



Listen and number. Then say.

balloon



sparkler



barbecue



candle



gift



cake



2



Sing and act. Listen again and circle.



*It's your birthday, let's have fun!
A cake and a sparkler for everyone!
Happy birthday, happy birthday, happy birthday to you!
A watch, a backpack, a book, and a ball!
Thank you for my gifts! I like them all!
Happy birthday, happy birthday, happy birthday to you!*


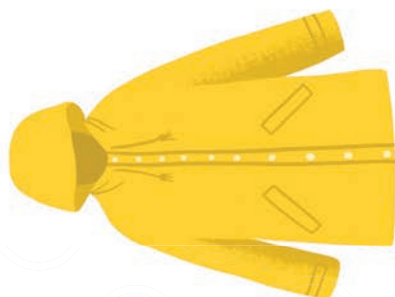
3

Make a sparkler decoration.

Do you have a sparkler?



Yes, I do. Look!







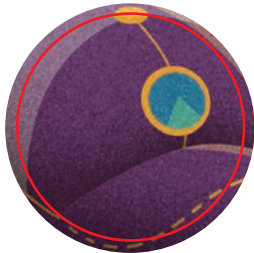




Rise and Shine stickers







Unit 1

pages 10-11



Unit 2

pages 20-21



Pearson Education Limited

KAO Two
KAO Park
Hockham Way
Harlow, Essex
CM17 9SR
England
and Associated Companies throughout the world.

www.english.com

© Pearson Education Limited 2021

All rights reserved; no part of this publication may be reproduced, stored in a retrieval system, or transmitted in any form or by any means, electronic, mechanical, photocopying, recording, or otherwise without the prior written permission of the Publishers.

First published 2021

Set in Daytona Pro Primary

Acknowledgements

The publisher would like to thank the following for their kind permission to reproduce their photographs:

(Key: b-bottom c-centre l-left r-right t-top)

123RF.com: Cathy Yeulet 17, Krystian Krawczyk 27; **Getty Images:** 26, Alberto Manuel Urosa Toledano 70, Alejandro Ascanio/EyeEm 60, Alex Levine 26, Arnuphap Yaiphimai/EyeEm 70, Ascent Xmedia 16, Claudiu Maxim/EyeEm 17, Colin Hawkins 38, Drazen_ 71, Emma Innocenti 17, Flottmynd 70, Hill Street Studios 17, JGI/Jamie Grill 48, Jose Luis Pelaez Inc 19, kuppa_rock 60, LWA 17, ManuelVelasco 26, Marc Romanelli 17, Marco Bottigelli 70, MarsYu 38, Matthias Tunger 16, MILATAS 27, Peter Cade 16, 70, Peter Dazeley 27, Pho Ton 38, PhotoAlto 38, raphotos 26, SergeiKorolko 9, 31, 53, 75; Stephen Gibson/EyeEm 60, susan.k. 48, SVGiles 38, Westend61 16, yulkapopkova 71; **Pearson Education Ltd:** Jon Barlow 7, 9, 15, 19, 25, 27, 29, 37, 39, 41, 47, 49, 51, 59, 61, 63, 69, 71, 73, 78, 79, 80, 81; **Shutterstock.com:** Artek555 48, BBA Photography 38, Cara-Foto 60, Good Shop Background 48, Kateryna Mashkevych 70, Photographee.eu 27, Pixel-Shot 27, PunkbarbyO 8, Tatiana Popova 71, Yurchenko Yulia 14

Cover image: Alamy Stock Photo/Zoonar GmbH with course characters (illustrated by BluBlu Studios)

All other images © Pearson Education

Illustrated by BluBlu Studios (course characters); Denis Cristo / Sylvie Poggio: pp. 14, 25, 36, 58; Becky Down/The Bright Agency: pp. 30, 31, 52, 53, 74, 75, 82-91; Megan Higgins /The Bright Agency: pp. 28, 29, 50, 51, 62; Julie Ingham/The Bright Agency pp: 38, 39, 46, 48; Edyta Karaban/Sylvie Poggio: pp. 78-81; Adam Linley/Beehive Illustration: pp. 5 (calendar) 11, 21, 33, 43, 55, 65, (all I can Shine sticker artworks); Stepph Marshall/The Bright Agency: pp. 9, 16, 26, 60, 61; Alex Naidoo/Sylvie Poggio: pp.15, 25, 37, 47, 59, 68, 69; Lucy Neale/The Bright Agency: pp. 18, 19, 40, 41, 72; Mark Ruffle /Beehive Illustration: pp. 4 (Explorer's badge), 6, 7, 9, 12, /15, 25, 37, 47, 59, 69 my sounds.

Dados Internacionais de Catalogação na Publicação (CIP) (Câmara Brasileira do Livro, SP, Brasil)

Rise & Shine in English : student's book : vol. 2 :
PES grade 2. -- São Paulo : Pearson Education do
Brasil, 2022. -- (Rise & Shine PES ; 2)

ISBN 978-65-5770-492-9

1. Inglês - Estudo e ensino I. Série.

22-103161

CDD-420.7

Índices para catálogo sistemático:

1. Inglês : Estudo e ensino 420.7

Eliete Marques da Silva - Bibliotecária - CRB-8/9380



3

JUNIOR Student's Book

Making the world more

PES

Empowers every
child to reach their
potential and shine.

Built in GSE Learning Objectives allow teachers to track, plan, and measure each learner's progress. Child-friendly charts show their personal learning journey, promoting autonomy and responsibility. With a rigorous approach to formative assessment, every lesson is designed to help each child achieve their learning goals.

Appealing stories and real-life content create a world that learners can relate to in their own lives. Well-structured activities develop future skills, such as collaboration and teamwork, communication, critical and creative thinking, and self-management.

PES Junior's unique mix of printed and digital components is designed for use in inclusive classrooms. Support for individual learning needs ensures learners grow in confidence and achieve their best, preparing them to become global citizens of tomorrow.

Plus:

- ★ 360° online games powered by **SEPP0**®
- ★ Our World videos
- ★ Themes from the Sustainable Development Goals

For students

- ★ Student's Book and eBook
- ★ Workbook and eBook
- ★ Busy Book
- ★ Digital Activities

	CEFR	GSE	Benchmark	Cambridge English
Book 2	<A1/A1	10-22	-	Pre A1 Starters
Book 3	<A1/A1	15-26	Level 1	Pre A1 Starters
Book 4	A1	22-30	Level 2	A1 Movers
Book 5	A1/A2	26-35	Level 3	A1 Movers
Book 5+	A2	31-39	Level 3/4	A2 Flyers



pes English

SUSTAINABLE
DEVELOPMENT
GOALS

We support the Sustainable Development Goals

DIGITAL SAMPLE