

Making the world more

PES

Purposeful

Effective

Strong

JUNIOR

Student's Book

4

pes English

DIGITAL SAMPLE

Your course comes with a **Student's eBook** and digital resources on the **Pearson English Portal**.

To access the Pearson English Portal and eBook:

- 1 Go to pearsonenglish.com/login
- 2 Sign in or create an account.
- 3 Once signed in, follow the on-screen instructions to add a product and use the access code below

This code can only be used once.

Need help?

Go to MyPearsonHelp.com/portal for help, training and technical support.

Contents

Scope and sequence	2
Welcome	4
1 All about school!	10
2 Explore our town!	20
Review Units 1 and 2	30
3 Let's tell stories!	32
4 Party at the library!	42
Review Units 3 and 4	52
5 Let's save our animals!	54
6 Come on an adventure!	64
Review Units 5 and 6	74
Goodbye	76
Celebrations	78
Future skills	82
Grammar	88
The Rise and Shine Library Trail	94

Scope and sequence

	Vocabulary	Grammar	Global Citizenship	Project
Welcome to Rise and Shine Library	Numbers 20–50; places in a library: courtyard, gallery, information desk, multimedia room, reading corner, study area Library objects: beanbag, computer, poster, TV	The library has/doesn't have (a gallery). Does the library have (computers)? Yes, it does./No, it doesn't. What time is it? It's (one o'clock/one-thirty).	Appreciating community spaces An activity flyer	A library record
1 All about school!	School subjects: art, drama, English, geography, history, technology, math, music, P.E., science Routine actions: brush my teeth, go to bed, go to school, have breakfast, take a shower, wake up	What do you have (on Monday)? I have (art) on Monday. What time do you (wake up)? I wake up at six-thirty. How do you go to school? I go to school by (bus).	Different school days: classroom, homework, playground, schedule A diary entry	A photo diary
2 Explore our town! Review 1 All about us	Places in town: bus stop, cafe, movie theater, hospital, drugstore, police station, store, sports center, grocery store, town square Jobs: bus driver, doctor, librarian, police officer, sales clerk, server	There are some (stores). There aren't any (schools). Is there a (librarian)? Yes, there is./No, there isn't. Are there any (police officers)? Yes, there are./No, there aren't. Where do you live? I live on (Park Street).	Different towns: bench, community, fountain, friendly A leaflet	A town map
3 Let's tell stories!	Book characters: astronaut, explorer, inventor, pirate, prince, princess, spy, storyteller, superhero, villain Adjectives: brave, cute, kind, scary, smart, strong	The book is about (a spy). Is she (happy)? Yes, she is./No, she isn't. Are they (smart)? Yes, they are./No, they aren't. I think... Oh, I do./So do I!	Storytelling: beautiful, exciting, fun, interesting A book review	A story character
4 Party at the library! Review 2 Our community	Hobbies: acting, coding, having a party, juggling, learning an instrument, painting, playing chess, playing video games, trading cards, taking pictures Activities: being outside, doing crafts, playing sports, helping people, learning something new, using computers	She likes (taking pictures). He doesn't like (playing chess). Does he/she like playing sports? Yes, he/she does./No, he/she doesn't. Are you good at coding? Yes, I am./No, I'm not. I want to learn.	Hobbies and crafts: cut, fold, knit, stick Instructions	A new hobby
5 Let's save our animals!	Animals: lions, leopards, monkeys, pandas, parrots, penguins, rhinos, snakes, tigers, zebras Animal parts: feathers, fur, spots, stripes, tail, wings	(Tigers) can/can't (run). Can they (fly)? Yes, they can./No, they can't. They have/don't have (fur). Do they have (spots)? Yes, they do./No, they don't. Let's (watch a movie). Yes, that sounds great./I'm not sure.	Animal habitats: desert, grassland, jungle, ocean An animal fact sheet	An animal project
6 Come on an adventure! Review 3 Our world	Vacation activities: building a fort, riding a bike, hiking a nature trail, drawing, fishing, having a picnic, reading a map, rock-climbing, sailing, skateboarding Places in nature: country, forest, island, lake, mountain, river	He's/She's (fishing). He/She isn't (riding a bike). What's he/she doing? He/She's (skateboarding). Is he/she (riding a bike)? Yes, he/she is./No, he/she isn't. What's the weather like today? It's (windy).	Outdoor activities: kayaking, skiing, sledding, windsurfing A blog post	An adventure park advert
Goodbye	Have a great summer! See you soon!		Pronunciation	
Celebrations	World Teachers' Day, World Kindness Day, World Book Day, World Environment Day		Unit 1 /ɔɪ/, /ɒ:k/	Unit 4 /z:r/, /ɪŋ/
Future skills and Grammar	Encouraging others, Community spaces, Listening, Learning to learn, Making decisions, Problem solving		Unit 2 /er/, /ɑ:r/	Unit 5 /s/, /ʃ/
			Unit 3 /b/, /v/	Unit 6 /ə:r/, /oʊ/

My Progress Chart

	Unit 1	Unit 2	Unit 3	Unit 4	Unit 5	Unit 6
Listening						
I can understand my phrases and sentences in dialogs.						
I can understand short, simple questions on familiar topics.						
I can understand important information in short conversations.						
I can identify people and things from short descriptions.						
Reading						
I can read short stories and notice information.						
I can read and understand simple descriptions.						
I can understand the important ideas in short texts.						
I can read and understand some details in short texts.						
Speaking						
I can talk about myself and my world.						
I can ask and answer questions about my community.						
I can describe and give information about the world around me.						
I can have a short conversation about my world.						
Writing						
I can write my words and phrases.						
I can write a sentence and spell my words.						
I can write a simple sentence to give information.						
I can write simple sentences about the world around me.						

Welcome to Rise and Shine Library

It's English time,
So rise and shine.
Let's start a fun, new day.
Let's learn and think, and play!
Today and every day!



- | | | |
|--------------------|-------------------|--------------|
| 1 information desk | 2 multimedia room | 3 gallery |
| 4 reading corner | 5 courtyard | 6 study area |

Lesson 1



What can you see?

1



Listen and find.

2



Listen and point. Then listen and say.

I like the gallery. What do you like in the library?

3



Look and say.

Thomas has brown hair.

There's a picture on the information desk.



4

Vocabulary Places in a library

DIGITAL SAMPLE

Song

I wonder...

What can you do in a library?

*The library is a great place!
It has a lot of things to do and see!
The library is for you and me!*

The library has a gallery,
It has a multimedia room, too!
Let's go to the library! It's new!

Chorus

The library has a reading corner,
It has an information desk, too!
Let's go to the library! It's new!

Chorus



Lesson 2

- 1 0.06 Read and sing.
- 2 0.08 Listen and circle true (T) or false (F).

1 T / F	2 T / F
3 T / F	4 T / F
5 T / F	
- 3 Make sentences about the picture.

I can shine! ✨

- 4 Talk about your school library.

The library doesn't have a gallery.

The library has an information desk.

I can say what the library has and doesn't have.

Lesson 3


1  Listen, point, and say.



computer




poster



TV



beanbag

2   Listen or watch. What do the children find in the courtyard?

Rise and Shine Library

I like the posters. What's that noise?

Does the library have a villain?

Thomas, what's in there?

Oh, nothing.

No, the library doesn't have a villain.

Look, there isn't a...

Aaargh, a villain!

It's Biscuit in the courtyard.


What do you think of the courtyard?



3 Read again and circle true (T) or false (F).


- | | |
|--------------------------------------|-------|
| 1 The reading corner has posters. | T / F |
| 2 The library has a villain. | T / F |
| 3 Biscuit is in the multimedia room. | T / F |

I can shine!  

4  Role-play the story.

I can read, understand, and role-play a story about a library.

Lesson 4

- 1  0.11 Listen and count. Then say the missing numbers and write.



- 2  Play the game.

- 3  0.12 Listen and read. Then chant.

Grammar builder

Does the reading corner have

books?

Yes, it does.

Does the multimedia room have


books?

No, it doesn't.

Does the library have computers?



I can shine! 

- 4  Ask and answer.

Does the multimedia room have computers?

Yes, it does.

Does your classroom have a TV?

No, it doesn't.

I can say what things places have.

Lesson 5

1



Listen and write the times. Then ask and answer.

a



b



c



d



What time is it?

It's one o'clock/one-thirty.

2



Say the activities they can do. Then listen and check (✓).

Library Activity Day!

Wednesday 9:00–4:30

9:00	9:30	10:30	12:00	1:30	3:00
Welcome!	Painting Learn to paint animals.	Film club Watch an adventure movie.	Lunchtime! Pizza, salad, and sandwiches.	Computer club Play computer games with your friends.	Story time Listen to your favorite books.
	<input type="checkbox"/>	<input type="checkbox"/>	<input type="checkbox"/>	<input type="checkbox"/>	<input type="checkbox"/>

1



What time is it?

It's nine-thirty.

2



What time is it?

It's three o'clock.



Which activity at the library do you want to do?



I can shine! ✨

3



Tell a friend about an activity you do.

What activity do you do?

I go to the soccer club on Monday.

What time is the soccer club?

I can talk about the time of activities.

8

Communication Telling the time.


DIGITAL SAMPLE

Our library records

Step 1

Review

- 1 Describe the pictures. Then ask and answer.



Step 2

Create

- 2 Draw a cover for your library record.



- 3 Ask and answer.

This is the reading corner.

Does the reading corner have books?

Yes, it does.

Time to shine!

- 4 Present your library record to the class.

This is my library record.








I can talk about a library.

1 All about school!

Rise
and
Shine

Library

-  Say what I have at school each day.
-  Read about subjects and daily routines.
-  Say how I go to school.
-  Write a diary entry.
-  Create a photo diary.



3



5

6

7

4

- | | | | | |
|---------|--------------|-----------|-----------|----------|
| 1 math | 2 technology | 3 science | 4 history | 5 P.E. |
| 6 drama | 7 geography | 8 English | 9 art | 10 music |

Lesson 1



What can you see?

1



Listen and find.

2



Listen and point. Then listen and say.

3



Watch and listen.

4



Listen and say.
Then play.

I like art. What subject do you like?



I wonder...

Are school days the same in every country?

Song

*Every day I go to school,
School is fun! School is cool!*

What do you have on Monday?
On Monday at school?
I have math and geography!
What about you?

Chorus

What do you have on Tuesday?
On Tuesday at school?
I have art and music!
What about you?

Chorus

What do you have on Wednesday?
On Wednesday at school?
I have science and P.E. What about you?

Chorus



8

9

10

	Daniel	Rafa	Alicia	Lena
Monday	art	P.E.	technology	history

Lesson 2

1



Read and sing.

2



Listen and circle true (T) or false (F).

1 T/F 2 T/F 3 T/F 4 T/F

3

What do you have on Monday? Say.

Grammar

What do you have on Monday?

I have art and geography on Monday.

I can shine!



4



Ask and answer.

What do you have on Tuesday?

I have...


I can say what I have at school each day.

Lesson 3


1  1.08 Listen, point, and say.



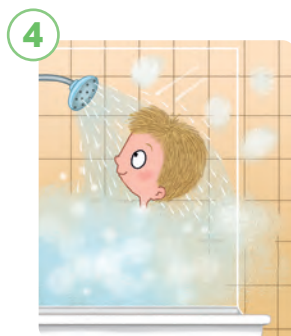
wake up




brush my teeth



have breakfast



take a shower





go to school



go to bed

2 Look at the story. What subjects can you see? Write.



I can see _____

3  1.09  Listen or watch. What do you learn about teeth?

Rise
and
Shine

Library

Lena and Daniel are at the math stand.





When do you use math?

4 Read again. Then match.

- | | |
|----------|---------------------------------|
| 1 Alicia | a I only have 19 teeth. |
| 2 Daniel | b I go to bed at eight o'clock. |
| 3 Rafa | c Math can be fun! |
| 4 Lena | d I think I like math now. |

I can shine! ✨

5




Imagine you are Daniel at the school subject fair. Role-play the story.

I can read, understand, and role-play a story about subjects and routines.


Lesson 4

1  Listen and check (✓). Which timeline shows Lena's day?

A



B



2  Listen and read. Then chant.

Grammar builder

What time
do you

wake up?

I wake up at
six-thirty.

brush your teeth?

I brush my teeth
at seven o'clock.

Ask and answer
about my day.



3  Ask and answer for you.



What time do you wake up?

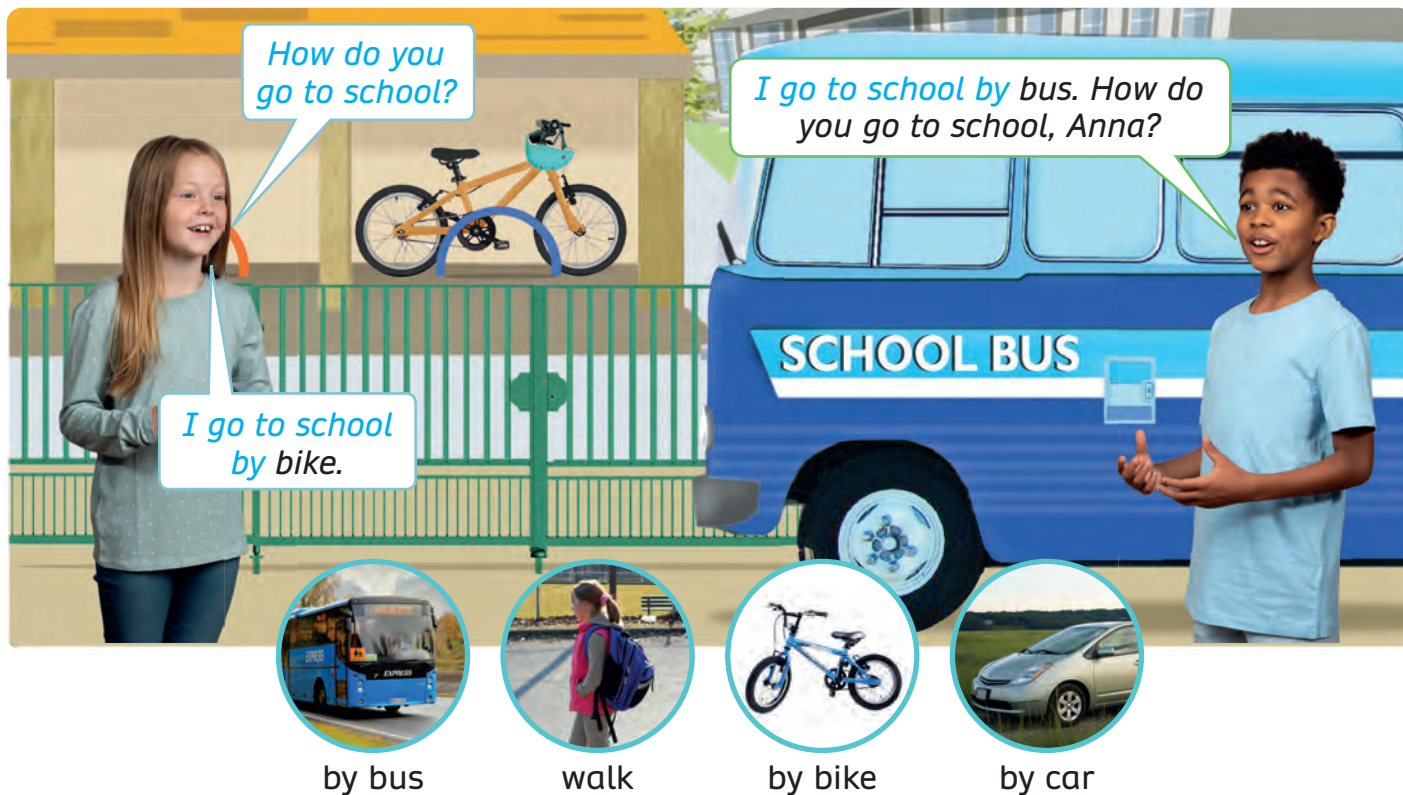
I wake up at seven-thirty.

Lesson 5

- 1 Look and write. What transportation can you see?

I can see _____.

- 2  Listen and read. Then answer for Anna.




How do you go to school?

I go to school by bike.


I go to school by bus. How do you go to school, Anna?

SCHOOL BUS

by bus walk by bike by car

- 3  Listen again and say.


Pronunciation

- 4  Listen to the sounds and say.



The boys **walk** to school.
They take their **toys** and they **talk**.

I can shine!  

- 5  Ask and answer. Find out how your friends go to school.

How do you go to school?


I go to school by car.

I can say how I go to school.



Lesson 6

1 Look. Is your school day different?

2  Listen and read. What subjects does Chen have on Monday morning?

Hi! I'm Chen and I'm from China. This is a **schedule** for my school day.



TIME	MONDAY
7:30	math
8:30	English
9:30	history
10:30	recess
11:30	geography
12:30	lunch
2:30	art
3:30	technology
4:30	music

I wake up at six-thirty. I go to school by bus at seven o'clock.

This is my **classroom**. Classes start at seven-thirty. There are 40 students in my class! On Monday, we have math, English, history, and geography in the morning.



We have lunch and we play on the **playground**. We have two hours!

I go home at five o'clock. I do **homework**. I go to bed at nine-thirty. I'm tired!



3 Read again. Then circle true (T) or false (F) for Chen.

- | | |
|--|-------|
| 1 My schedule tells me what subjects I have. | T / F |
| 2 There are 40 students in my class. | T / F |
| 3 We have classes on the playground. | T / F |
| 4 I don't have homework. | T / F |

4  Listen. What's Chen's favorite day?



Do you like every day at school? Why or why not?

Lesson 7

- 1  Listen and read. What's Carla's favorite day?

My favorite day is Thursday. I have breakfast at school. I have science, math, art, and English. I help in my school library on Thursday afternoon. It's fun!

Carla



Our writing workshop

- 2  **Ideas generator** Read, listen, and write.

1
My favorite day is Tuesday. I have _____.

2
My favorite day is Friday. I go to school by _____.


- 3  **Give it a go** Plan your diary entry with a friend.

Choose your favorite day at school.

What subjects do you have?

What other things do you do?

I can shine!  

- 4  Write your diary entry together.

I can write a diary entry.

My school day photo diary

Step 1

Review

1 Write the words.

brush my teeth wake up Wednesday
geography math Friday science take a shower
Monday go to bed technology history

School days	School subjects	Things I do every day
_____	_____	_____
_____	_____	_____
_____	_____	_____
_____	_____	_____
_____	_____	_____

2 What do you do before you go to school?

3 Ask and answer about your school day.

What time do you wake up?

I wake up at seven-thirty.

How do you go to school?

I walk to school.

4 Read and write.


schedule homework classroom playground


- At lunchtime, I play on the _____.
- After school, I do my _____.
- My school subjects are on my _____.
- I have lessons in the _____.

5 Watch and listen.

Step 2

Create

- 6  Choose and write your favorite school day.

- 7  Tell your group about your favorite day. Take pictures or draw the things you do on that day together.

I like Wednesday.

What do we have on Wednesday?


We have English, math, science, and art.

- 8  Create a photo diary.



Time to shine!



- 9  Present your photo diary to the class.

- 10 What's your favorite school day?

*I wake up at six-thirty.
I have breakfast at seven o'clock.*



We have geography, P.E., and history on Thursday.



I can talk about my school days.

Goodbye from Rise and Shine Library



What can you see?

1



Listen or watch. Does Biscuit like the courtyard?
Write *Yes* or *No*.

2



Listen again. Check (✓) the words you hear.

doctor ☐ lions ☐ poster ☐

bus stop ☐ party ☐ rock-climbing ☐

Wow! I love the new courtyard!

Song

*Goodbye! Goodbye!
It's time to say,
Have a great vacation!
It's summer time,
There's no more school!
Have a great summer,
See you soon!*

Goodbye Daniel and Rafa,
Goodbye Lena and Alicia,
Goodbye Thomas and Biscuit, too!
Have a great summer,
See you soon!

Chorus


3  7.03  Read and sing.

4  Ask and answer.

Who's your favorite character in Rise and Shine? Why?

Which is your favorite unit? Why?

I can shine!  

5  Choose something new to put in the courtyard. Write and say.

I want to put my favorite book in the courtyard.

World Teachers' Day



What can you see?



1 science lab 2 cafeteria 3 music room
4 computer lab 5 gym 6 classroom



1 Listen and find.



2 Listen and point. Then listen and say.



3 Listen, read, and point to the map. Then say.

4

Make a card for your favorite teacher.



*Hooray for our teachers!
They're kind and they help us.
Teachers in the science lab and the music room.
Hooray for our teachers!
They're kind and they help us.
Teachers in the gym and the computer lab, too.
All the teachers help me and you!*

Who's your favorite teacher?



DIGITAL SAMPLE

World Kindness Day



What can you see?



- 1 help someone 2 smile
3 give someone a gift 4 care about someone
5 say thank you 6 talk to a friend



1 Listen and find.



2 Listen and point. Then listen and say.



3 Listen and read. Then say and role-play.

*It's World Kindness Day!
Let's be kind,
Let's all play.
Talk to a friend, smile, too.
Help someone and say thank you!*

How are you kind?



4 Make a class kindness book.




DIGITAL SAMPLE

1



Listen, read, and write. Why is Sara sad?

Sara is sad because _____.



2

How does Sara feel at the end of the story? Why?



3

What can you say when a friend is sad? Write.

- Are you OK?
- You can play with us.
- _____
- _____

Useful language

Let's go outside.
Let's play.
Let's draw.

Time to shine!

4



Imagine and role-play.

Your friend doesn't want to go to the park with you.

Are you OK?

I don't want to go to the park.

The park is fun!

Reflect

How do you know when a friend is sad?

Grammar 1

1 Read and complete.

REMEMBER!

What time **do** you wake up?

have wake do What



¹ _____ subjects **do** you have on Monday?

What time ³ _____ you wake up?

I ² _____ math, English and art.

I ⁴ _____ up at 7:00.



2 Listen and answer for Helen. Circle true (T) or false (F).



1 I wake up at 6:00. T / F

2 I brush my teeth. T / F



3 I go to work by car. T / F

4 I go to bed at 9:00. T / F

3 Write about your weekend.

I wake up at _____.

I have _____ on Saturday.

I _____ on Sunday.

I go to bed at _____.

Grammar

What subjects **do you have** on Monday?
I have math and science.

What activities **do you have** on Saturday?
I have drama club.

4 Ask and answer.

What time do you wake up?

I wake up at 8:00.

What activities do you have on the weekend?

I have a piano lesson on Saturday. I like music.

The Rise and Shine Library Trail





What time do you have breakfast in the morning?

What places are there in your town?

This animal has spots. It can run very fast. What is it?

6

Does your friend like being outside?

What's your favorite book about?

Pearson Education Limited

KAO Two
KAO Park
Hockham Way
Harlow, Essex
CM17 9SR
England
and Associated Companies throughout the world.

pearsonenglish.com

© Pearson Education Limited 2022

All rights reserved; no part of this publication may be reproduced, stored in a retrieval system, or transmitted in any form or by any means, electronic, mechanical, photocopying, recording, or otherwise without the prior written permission of the Publishers.

First published 2022

Set in Daytona Pro Primary

Acknowledgements

The publisher would like to thank the following for their kind permission to reproduce their photographs:

(Key: b-bottom c-centre l-left r-right t-top)

123RF.com: Anna Grigorjeva 14, belchonock 89, Craig Robinson 71, Richard Thomas 21, Wavebreak Media Ltd 14; **Alamy Stock Photo:** Encore 15, 19, Geopix 88, graficart.net 24, Heather Drake 26, imageBROKER 58, IndiaPicture 38, Kirk Fisher 93, Nordiclimages 15, robertharding 27, Shotshop GmbH 54, Stephen French 89, SuperStock 38, Taina Sohlman 15, View Stock 16, Westend61 GmbH 49, Xinhua 38; **Getty Images:** 81a/Photolibrary 8, ALEAIMAGE 88, andresr 36, Andrew Bret Wallis 60, Ariel Skelley 24, artisteer 42, baona 89, Bruno Guerreiro 62, Camille Tokerud 71, creativesunday2016 5, dcdebs 61, Dennis Glosik/500px 62, elenaleonova 19, Fuse 54, Gallo Images 58, gbh007 27, GlobalStock 46, jacobbeukman 58, jez_bennett 60, JGI/Jamie Grill 61, Johner Images 70, JohnnyGreig 17, Jose Luis Pelaez Inc 27, 91, kali9 27, katoosha 38, Keren Su 62, Lane Oatey/Blue Jean Images 16, Londolozzi Images/Mint Images 63, Maica 91, Maskot 26, 89, Miguel Sanz 63, Mirrorimage-NL 43, monkeybusinessimages 89, NickyBlade 21, Nirad 77, orangelinemedia 91, Patrik Giardino 46, PeopleImages 90, photoquest7 24, Pitipat Usanakornkul/EyeEm 36, princessdlaf 8, Richard Drury 71, Skip Brown 70, SolStock 46, Stephan Jaggy/500px 62, Stockbyte 27, 92, Tim Hall 71, unclpeodger 11, ValuaVitaly 27, viafilms 19, webguzs 60, Westend61 68, 89, ziggy_mars 46, Zoran Kolundzija 61; **Pearson Education Ltd:** Jon Barlow 9, 15, 19, 25, 29, 36, 37, 41, 47, 49, 51, 59, 63, 69, 73, 88, 89, 90, 91, 92, 93, Studio 8 91, Terry Leung 49, Trevor Clifford 8; **Shutterstock.com:** 8, 24, Alexandr Shevchenko 88, BCFC 88, Becky Wass 70, Bobkeenan Photography 64, cowardlion 16, 16, doomu 7, Dragon Images 48, Edge Digital Imaging 19, Elena Elisseeva 15, esthermm 14, FamVeld 68, Fotofermer 77, fotosaga 49, Hung Chung Chih 58, inaina 16, Jack N. Mohr 65, Jeanette Virginia Goh 48, John Abbate 32, Paul Vinten 60, Petr Bonek 70, Pressmaster 36, RedKoala 69, Roman Gorielov 32, Spotmatik Ltd 68, Syda Productions 26, Tatyano O 48, Toms Auzins 26, Tramont_ana 76, travellifestyle 88, Valiza 26

Cover Images: Front: **123RF.com:** Gabriel Murad; **Alamy Stock Photo:** View Stock

All other images © Pearson Education

Illustrated by BluBlu Studios (main character artwork); Emma Allen /Sylvie Poggio: pp. 6, 12, 22, 34, 44, 56, 66; Valentina Bandera /Sylvie Poggio: pp. 9, 28, 40, 72; Ruth Bennett /The Bright Agency pp. 82-87; Lyn Dylan /Sylvie Poggio: pp. 15 (Ex 1), 25 (Ex 1), 37 (Ex 1), 47 (Ex 1), 59 (Ex 1); Jen Naalchigar /The Bright Agency: pp. 61; Hyphen SA (Zacharias Papadopoulos); Elisa Rocchi /Beehive Illustration: pp. 78-81; Simona Rossi /Sylvie Poggio: pp. 30, 52, 74; Ana Sebastian /The Bright Agency: pp. 15, 25, 37, 47, 59, 69 pronunciation; Skylar White /The Bright Agency: pp. 8, 27, 39.

<https://www.un.org/sustainabledevelopment/>
The content of this publication has not been approved by the United Nations and does not reflect the views of the United Nations or its officials or Member States.

Dados Internacionais de Catalogação na Publicação (CIP) (Câmara Brasileira do Livro, SP, Brasil)

Rise & Shine in English : student's book : vol. 3 :
PES grade 3. -- São Paulo : Pearson Education do
Brasil, 2022. -- (Rise & Shine PES ; 3)

ISBN 978-65-5770-488-2

1. Inglês - Estudo e ensino I. Série.

22-103151

CDD-420.7

Índices para catálogo sistemático:

1. Inglês : Estudo e ensino 420.7

Eliete Marques da Silva - Bibliotecária - CRB-8/9380



4

JUNIOR Student's Book

Making the world more

PES

Empowers every
child to reach their
potential and shine.

Built in GSE Learning Objectives allow teachers to track, plan, and measure each learner's progress. Child-friendly charts show their personal learning journey, promoting autonomy and responsibility. With a rigorous approach to formative assessment, every lesson is designed to help each child achieve their learning goals.

Appealing stories and real-life content create a world that learners can relate to in their own lives. Well-structured activities develop future skills, such as collaboration and teamwork, communication, critical and creative thinking, and self-management.

PES Junior's unique mix of printed and digital components is designed for use in inclusive classrooms. Support for individual learning needs ensures learners grow in confidence and achieve their best, preparing them to become global citizens of tomorrow.

Plus:

- ★ 360° online games powered by **SEPPPO**®
- ★ Our World videos
- ★ Themes from the Sustainable Development Goals

	CEFR	GSE	Benchmark	Cambridge English
Book 2	<A1/A1	10-22	-	Pre A1 Starters
Book 3	<A1/A1	15-26	Level 1	Pre A1 Starters
Book 4	A1	22-30	Level 2	A1 Movers
Book 5	A1/A2	26-35	Level 3	A1 Movers
Book 5+	A2	31-39	Level 3/4	A2 Flyers

For students

- ★ Student's Book and eBook
- ★ Workbook and eBook
- ★ Busy Book
- ★ Digital Activities



pes English

SUSTAINABLE
DEVELOPMENT
GOALS

We support the Sustainable Development Goals

DIGITAL SAMPLE