






# Toddlers' Time

Pupil's Book

# 3

Marilyn Miller  
Karen Elliott

# 2 LET'S PLAY!



NAME

# LESSON 1

- Pass the cards.
- My toys song: Sing and point.
- WORKSHEET 1**: Say and colour.



## My toys

My toys, my toys. Let's play!  
Lots of toys. Hooray!

A ball, a ball. Let's play!  
A ball, a ball. Hooray!




**Repeat with:**  
teddy, doll, train, bike, car



## BALL, TEDDY, DOLL, TRAIN, BIKE, CAR

Optional: Colour the toys.





NAME

# LESSON 2

There's a train.

Here you are.

Play the story.






**WORKSHEET 2:** Say, match and colour.

Optional: Photocopiable 5: Find and colour the different toy.

Optional: Colour.



THERE'S ONE (RED) (CAR). HERE YOU ARE. / THANK YOU.  
RED, BLUE



NAME |

# LESSON 3

Fast and slow.

Play the story.




Pop-out activity.


**WORKSHEET 3:** Say *fast* or *slow*.

Optional: Photocopiable 6: Find and circle the four differences.

Optional: Colour *fast* and *slow*.



**FAST / SLOW**



NAME

# LESSON 4

Game: *Pass and say.*

Look at my toys action song: Sing and do the actions.

**Worksheet 4:** Listen to the song, point and colour.



## Look at my toys


*Look at my toys. Look at me.  
There's one ball. Play with me!*

*Bounce the ball slow, slow, slow.  
Bounce the ball fast, fast, fast!  
Stop!*



**Repeat with:** *move the train,  
ride the bike, move the car*

*Play with me!*

Optional: Colour the ball blue.



**BALL, TRAIN, BIKE, CAR  
FAST / SLOW**



NAME \_\_\_\_\_

# LESSON 5

- 🍃 Plasticine number 1.
- 🍃 *One happy rabbit* number song: Sing and count.
- 🍃 **WORKSHEET 5**: Trace, count and colour.
- 🍃 Optional: Photocopiable 7: Trace number 1. Then colour.



## One happy rabbit

*There's one happy rabbit  
on one chair.*

*There's one happy rabbit.  
Come on, let's play!*

*Teddy bear, teddy bear,  
you're so blue.  
Teddy bear, teddy bear,  
I love you!*

🍃 Optional: Draw your favourite toy.



**BLUE  
ONE**

# CONSOLIDATION


WORKSHEET 6



NAME



1 Listen and say the **g** and **b** letter sounds.



2 Sing the song.



*g - g - g I'm Greenman!  
g - g - g I'm Greenman!  
g - g - g I'm green!  
I'm Greenman!*

*g - g - g Greenman!  
I'm green.  
I'm Greenman!*



3 Sing the song.



*b - b - b This is my book.  
My big, blue book!  
b - b - b This is my book.  
My big, blue book!*



Optional: Photocopiable 8: Make a book of **b** words.